



WAYS TO
TALK TO
YOUR KIDS
ABOUT

Holy Week

HOLY WEEK DAILY READINGS

Monday

Luke 19:20-48

Tuesday

Luke 20

Wednesday

Luke 21 & 22:1-6

Thursday

Luke 22:7-65

Good Friday



Luke 22:66-71 & Luke 23:1-56

Saturday

Luke 23:56

Easter Sunday

Luke 24



WEDNESDAY

Talking Betrayal

In Holy Week, the day before Thursday is traditionally known as the day when Judas spied for an opportunity to betray Jesus.

Scripture tells us, “Then one of the twelve, who was called Judas Iscariot, went to the chief priests and said, ‘What will you give me if I betray him to you?’ (Matthew 26:14).

Discussion questions you can have during one of your family meals:

- How do you think Jesus felt when one of his closest friends betrayed him?
- Have you ever felt betrayed or hurt by someone?
- What should we do when we sin or make a mistake?
- Talk about how Jesus knows how we feel when we’re hurt because He experienced those things too when He lived on earth.

THURSDAY

Serving One Another

The Thursday before Easter remembers the Last Supper of Jesus. You can discuss with your kids how Jesus washed the disciples' feet at the Last Supper and how serving others glorifies God.

Find ways to serve each other in your home anytime this week, but especially on Thursday, and look for opportunities to serve in your home and maybe in your community.

Ideas:

- Rake leaves or do yard work
- Bake cookies for a neighbor
- Donate gently used toys
- Walk a dog for a busy neighbor
- Help another family member with a chore
- Be a friend to someone who needs a pal to talk to

GOOD FRIDAY



Attend a Good Friday service at The Crossing!

Good Friday is a uniquely heart-felt, moving service. For many, it's their favorite service of the year. Together we do a "Seder Experience" and learn what Jesus and his disciples actually did at the Last Supper. Explore faith on a deeper level and learn more about Jesus' death, how it affected those closest to him, and what it means for us.

Friday, March 29th at 5P & 7P

Spanish Service at 7P


Online Service available on YouTube at 7P

TCKids will have an experience for all ages (Infants - 5th)

CSM Students will be in service with their families (6th - 12th)

@THECROSSINGCM





Empty Tomb Rolls


THE STORY:

Using visual aids are a powerful way to teach children, especially with an object lesson that can be eaten after! Here's the significance behind this sweet recipe.

- The marshmallow represents Jesus and His purity. Rolling the marshmallow in the cinnamon and sugar is like when Jesus' friends prepared his body for burial with fragrant spices.
- Wrapping the dough around the marshmallow is like wrapping Jesus' body in linens.
- Since Jesus was inside the tomb for 3 days, sit together in front of the oven and watch them bake. You can all talk about how Jesus' friends and family must have felt and share your feelings as well.
- As the rolls are cooling, read the account given in Matthew 28:1-6.
- Eat the Empty Tomb Rolls and see that the center is empty just like the tomb.



RECIPE ->



Empty Tomb Rolls



PREP TIME:
10 min



TOTAL TIME:
25 min



SERVINGS:
8

INGREDIENTS:

- refrigerated crescent dinner rolls
- large (Jumbo) marshmallows
- unsalted butter
- cinnamon – you can also add nutmeg
- granulated sugar

INSTRUCTIONS

- Preheat the oven to 350°F. Line a baking sheet with a parchment paper. Separate crescent rolls into eight triangles.
- In a small bowl, whisk together the cinnamon and sugar. Dip each of the marshmallows in the melted butter, then roll in the cinnamon sugar mixture.
- Place a marshmallow in the middle of each dough triangle, then roll the dough tightly around the marshmallow, pinching to close all of the seams.
- Place the rolls on the prepared baking sheet. Bake for 10-14 minutes, or until golden brown.



EASTER SATURDAY & SUNDAY



Attend an Easter service at The Crossing.

Easter is for everyone! It's about fresh starts and believing good can come your way. Our on-campus Easter services are just about an hour and designed so that everyone you invite will feel welcome and inspired.

Saturday March 30th 5P

Sunday, March 31st 8:30A, 10A, 11:30A

Spanish Service at 11:30A on March 31st

Online Service available Saturday at 5P

TCKids will have an experience for all ages (Infants - 5th)

CSM Students will be in service with their families (6th - 12th)

@THECROSSINGCM



SHARING THE GOSPEL WITH YOUR KIDS

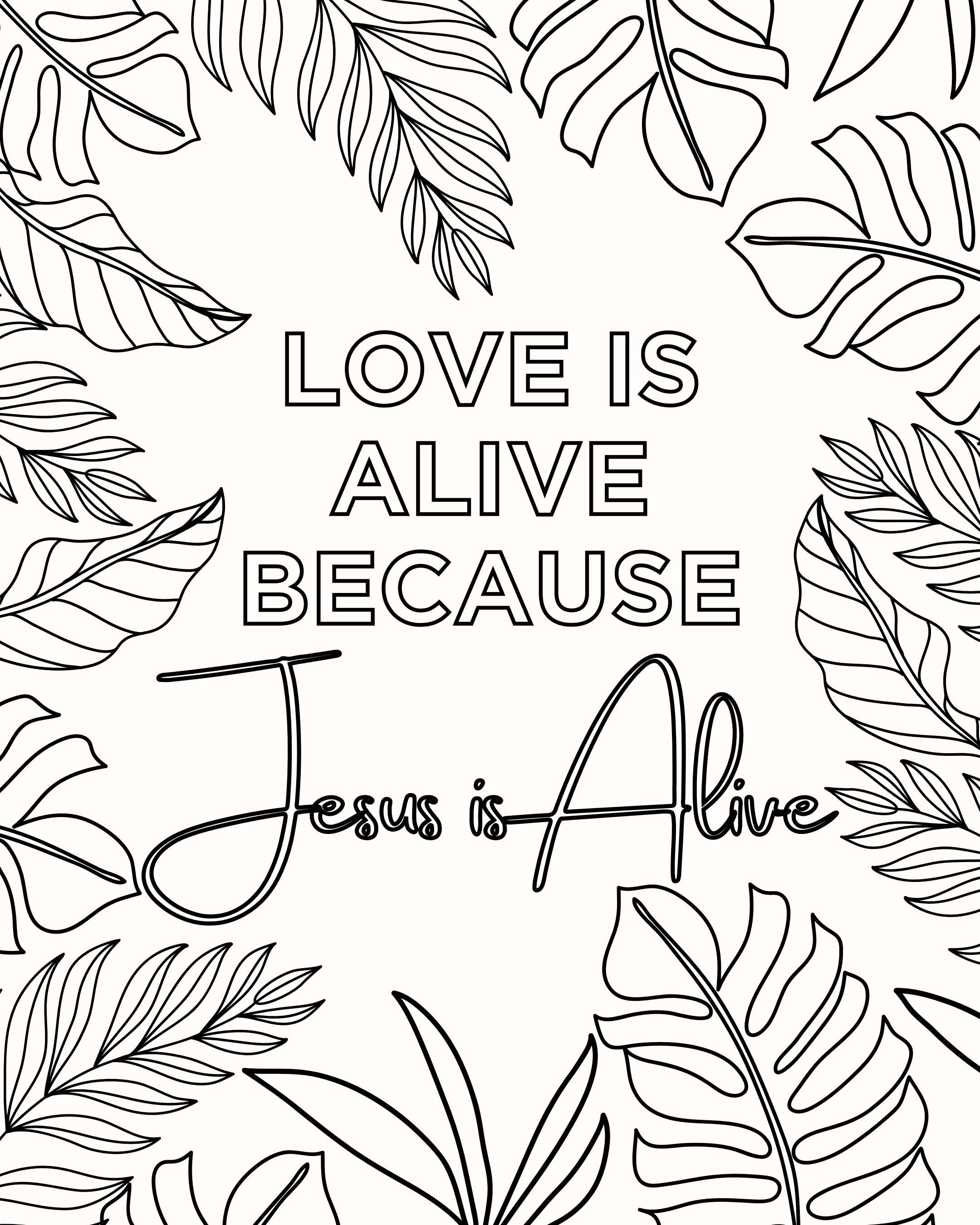


As you experience learning about Holy Week and Jesus' sacrifice as a family, your kids may have questions. It's okay to not have all the answers and it's okay to be honest about that with them. You can learn together! Sharing the gospel with your kids can be as easy as a conversation if you just remember A-B-C and you can pray this together!

A: Admit that you are a sinner and repent. Repent means to turn around or to change direction. We turn away from our sin and turn towards God.

B: Believe that Jesus is God's Son, that He died and rose again and receive His gift of forgiveness from sin.

C: Confess to God, and other people, that Jesus is your Savior and that He is Lord of your life.



LOVE IS
ALIVE
BECAUSE

Jesus is Alive